

Route 2: Shakespeare's Town




ROUTE 2 NOTES

Type of route: 40% cycle / river path, 60% town roads.

Distance: Approximately 3.5 miles (5.5km).

Riding time: Allow 40 minutes.


Gradient: Easy, mainly flat.

Directions:  This route begins from the **Cycle Hire Centre** at Stratford Greenway on Seven Meadows Road, CV37 6GR.

Follow the right hand cycle path towards the river.

At the footbridge* cross over onto the east bank, turn left and cycle along the riverbank toward town. From this side of the river you can enjoy splendid views of Holy Trinity Church and the Royal Shakespeare Theatre.

Just after Stratford Rowing Club's Boat House turn left on to the footbridge, dismount and walk to Waterside.

 *Alternatively, to avoid the footbridge carry on up into Mill Lane and to Holy Trinity Church.

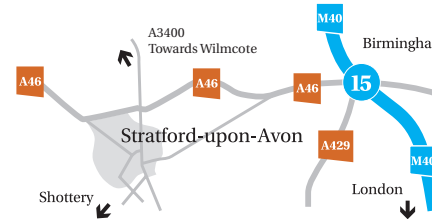
Dismount and take the first road on the right, Southern Lane and Waterside. Walk to the end of this road past the Royal Shakespeare Theatre and Bancroft Gardens.

From here cycle up Bridge Street taking the third exit off the roundabout into the pedestrianised Henley Street for **Shakespeare's Birthplace**.

From the Birthplace cycle down Henley Street back to the roundabout and take the third exit into High Street continuing into Chapel Street.

Getting to Stratford-upon-Avon

Stratford-upon-Avon is a short drive from Junction 15 of the M40 and is well sign-posted on all major routes from Coventry, Birmingham, Oxford, Banbury, Worcester and Evesham.



Regular, direct rail services operate from London (Chiltern Railways) and Birmingham (London Midland Railways) to Stratford-upon-Avon.

Refreshments

Refreshments available at Carriages Café at the cycle hire. Stratford-upon-Avon is a thriving and attractive market town with a wide selection of shops, pubs, restaurants and cafés that you may wish to explore.

On-site catering is available at **Anne Hathaway's Cottage** (high season only) and **Mary Arden's Farm** during normal opening hours.

Useful Websites

Cycle hire and tickets to the Shakespeare Houses & Gardens
www.stratfordbikere.com

Information and tickets to the Shakespeare Houses & Gardens
www.shakespeare.org.uk

Local cycling information www.warwickshire.gov.uk/cycling

Accommodation www.shakespeare-country.co.uk

Performance and ticket information for the Royal Shakespeare Company www.rsc.org.uk

History of Stratford-upon-Avon www.stratfordsociety.co.uk

This leaflet has been researched and compiled by:
Stratford Bike Hire T: 07711 776340 www.stratfordbikere.com

The Shakespeare Birthplace Trust T: 01789 204016
www.shakespeare.org.uk

The Shakespeare Birthplace Trust is a Registered Charity Number 209302.
All information correct at time of going to press.

Shakespeare
birthplace trust

Shakespeare Cycle Trail

Day rides in and around the beautiful market town of Stratford-upon-Avon in the historic heart of England




Stratford
Bike Hire

Route 1: The Complete Shakespeare Trail



ROUTE 1 NOTES

Type of route: 35% cycle / towpath, 65% minor roads

Distance: Approximately 9 miles (14.5km)

Riding time: Allow 2 hours

Gradient: Moderate hill on approach to and leaving Wilmcote

Directions: This route starts from the **Cycle Hire Centre** at the **Stratford Greenway** on Seven Meadows Road, CV37 6GR.

From the Cycle Hire Centre, follow right hand cycle path towards the river (dismount through passageway), head down Mill Lane to **Holy Trinity Church** (Shakespeare's grave is inside the Church). Turn left into Old Town, **Halls Croft** is on the right hand side.

On leaving Halls Croft, continue along Old Town then turn right into Church Street. Pass the Almshouses, Stratford Grammar School and the historic Guild Chapel. Across the road is **Nash's House & New Place**.

Continue down Chapel Street to the junction with Bridge Street and at the roundabout take the second exit into the pedestrianised Henley Street for **Shakespeare's Birthplace**.

Mary Arden's Farm, the next Shakespeare House on the route, is reached by a scenic cycle along the Avon Canal to Wilmcote. From the Birthplace, turn right at the statue of the Jester on Windsor Street. Turn left along the shared use cycle/footpath along the Birmingham Road. After crossing the traffic lights at Arden Street join the canal towpath. On reaching Wilmcote exit the canal following the NCN5 signs to reach **Mary Arden's Farm**.

Turn right out of Mary Arden's Farm. At the Mary Arden Pub turn left onto Church Road then follow the Billesley Road. Turn left along the Ridgeway back towards Stratford. At the end of the Ridgeway you will cross the A422 Alcester Road, this is a busy road take care when crossing. Head down West Green Road then take a right turn into Hathaway Green Lane then take Cottage Lane to reach **Anne Hathaway's Cottage**.

After leaving the house continue along Cottage Lane until reaching the mini roundabout. Go straight ahead around the one-way system taking the third turn left into Hathaway Lane. At the end of the road cross the B439 Evesham Road using the pedestrian crossing turn left toward town and then take the first right, Aintree Road. About 100m down turn left onto the cycle path that will return you to Seven Meadows Road and the **Cycle Hire Centre**.

Shakespeare's Houses and Gardens

The Shakespeare Birthplace Trust is an educational charity leading the world's enjoyment and understanding Shakespeare's works, life and times. It opens and cares for five outstanding Tudor houses and gardens connected to William Shakespeare. Each house has its own fascinating theme, together they tell the complete Shakespeare story.

Shakespeare's Birthplace So much more than the House itself

Enjoy the enthralling Life, Love and Legacy exhibition then explore the house where the world's most famous playwright was born and grew up.

Mary Arden's Farm A real working Tudor farm

Visit the childhood home of Shakespeare's mother and see the farm's history brought to life.

Anne Hathaway's Cottage The most romantic Shakespeare House

A beautiful English thatched cottage with an award-winning garden, woodland walk and sculpture trail.

Hall's Croft The Jacobean Doctor's house

An elegant house owned by wealthy physician John Hall and his wife Susanna, Shakespeare's daughter.

Nash's House & New Place Where the Shakespeare story ended

Take in the period splendour of Nash's House and its Elizabethan Knot garden and see the site of New Place, Shakespeare's final home where he died in 1616.

Stratford Bike Hire

Prices from £7 per half day. Hire price includes helmets, locks, repair kit, and pump.



Call +44(0)7711 776340 for details or visit our website, www.stratfordbikere.com
Stratford Bike Hire & Carriages Café,
The Stratford Greenway, Seven Meadows Road,
Stratford-upon-Avon, CV37 6GR

Tickets to the Shakespeare Houses can be purchased from Stratford Bike Hire when booking a cycle hire and direct from the Shakespeare Birthplace Trust at any of the houses or on-line at www.shakespeare.org.uk

